

ONLY FOR TEACHERS

CONTENTS

Saffron-1	01-13
Saffron-2	14-30
Saffron-3	31-47
Saffron-4	48-67
Saffron-5	68-90

Saffron 1



We Can Jump

Comprehension

A. Look at the pictures below. Write the actions they are doing. Choose words from the box.

1. The boy **jumps**. 2. A frog **hops**. 3. The girl **claps**.
4. The boy **stops**. 5. The boy **nods**. 6. The boy **bends**.

B. Which body parts do we use to do the following actions? Write their names in the blanks.

1. feet 2. palms 3. head 4. head 5. legs

C. Read the questions and answer them in 'yes' or 'no'.

1. Yes 2. Yes 3. No 4. No 5. Yes, we do.

Think

Think, discuss and then answer the following questions.

1. By shaking our head 2. To applause, while exercising
3. say-play, sing-ring

Words in Use

Use the following words in the sentences given below and complete them.

1. play 2. write 3. read 4. bathe 5. draw
6. dig 7. ride 8. colour

Pronunciation

Write one word having the same sound in each line, and say them aloud.

1. fold 2. roll 3. gush 4. rup

Appreciating the Poem

Match the rhyming words given below.

1. (e) 2. (d) 3. (b) 4. (c) 5. (a)

Understanding Grammar

A. Fill in the blanks with correct position words from the box alongside.

1. of 2. in 3. for 4. to 5. near 6. on

B. Look at the picture and fill in the position words in the boxes.

Do yourself.

C. Circle the right word given in brackets.

1. The elephant (is/ are /) big.
2. The boys (is /are) playing.
3. The crows (are/ is) black.
4. My friend (is/ are) at home.
5. The children (are/ is) happy.



School is Fun

Comprehension

A. Complete the answers of the following questions.

1. Aman and Juli go to school **by schoolbus**.
2. **Saturday and Sunday** are the holidays in the school.
3. They learn to **read, write, do sums, sing, dance, Play and share things**. They also learn to use **computer**.
4. Juli says that **noodles and chips** are not healthy to eat.
5. Aman likes to play **football**, but Juli likes to play **badminton**.

B. Write True or False against each sentence.

1. True
2. False
3. False
4. True
5. False

C. Use the words given in the box to complete the information about Aman and Juli.

1. He is **naughty**.
2. He eats **chips and noodles**.
3. He plays **football**.
1. She is **helpful**.
2. She eats **fruits and vegetable salad**.
3. She plays **badminton**.

Think

Think, discuss and then answer the following questions.

1. Do it yourself.
2. Do it yourself.
3. They have dinner at eight O'clock. They drink milk and eat snacks in the evening.

Words in Use

A. Use the following words in the sentences given below and complete them.

- (a) 1. **thing** 2. **thin** 3. **thank** 4. **thumb** 5. **thick**
6. **thorn** 7. **thief** 8. **throw** 9. **think**
- (b) 1. **fifth** 2. **north** 3. **south** 4. **moth** 5. **brother**
6. **mother** 7. **father** 8. **other** 9. **mouth**

B. Complete the following words.


1. **mouth**
2. **them**
3. **these**
4. **their**
5. **throw**
6. **thin**
7. **thing**
8. **healthy**
9. **wealth**

C. Names of some things that you carry to school have been jumbled up. Rearrange the letters to name the pictures. One has been done for you.

- | | | |
|---------------|--------------|-----------|
| 1. pencil | 2. books | 3. eraser |
| 4. school bag | 5. lunch box | 6. crayon |

Understanding Grammar

A. Look at the pictures. Tick (3) the object that is named with the given letter.

D »		 3		
B »				 3
F »	 3			
L »			 3	

B. Look at the pictures. Complete their names by filling correct vowels.

				
rat	pen	bin	owl	sun

C. Write the following words in alphabetical order. .

1. banana 2. cow 3. goat 4. horse 5. parrot 6. sheep

D. Read the following words. Circle the words that begin with a vowel. Underline the words that begin with a consonant.

<u>eagle</u>	<u>tree</u>	<u>ox</u>	<u>flower</u>
<u>sheep</u>	<u>ice</u>	<u>pot</u>	<u>umbrella</u>
<u>ant</u>	<u>nest</u>	<u>engine</u>	<u>owl</u>
<u>house</u>	<u>iron</u>	<u>uncle</u>	<u>throne</u>

Pronunciation

Say each word correctly. Add one more word to each group.

Short 'a' sound

- bat cat fat hat rat

bad	dad	had	lad	wad
ban	can	fan	man	pan

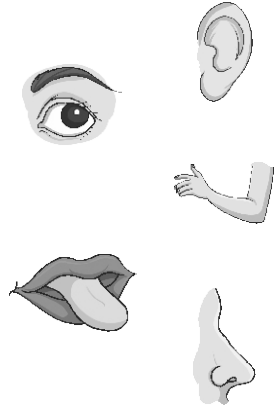
Long 'a' sound

bar	car	far	jar	war
bark	dark	park	mark	hark

Listening

Your teacher will read out a poem. Listen to him/her carefully and fill in the blanks.

Tommy's **ears** help him to hear
 And keep his balance too,
 Tommy's **eyes** help him to see
 If something is red or blue.
 Tommy's **hands** help him to touch
 And know just how to feel,
 Tommy's **tongue** helps him to taste
 A sweet mango peel.
 Tommy's **nose** helps him to smell
 The food he likes to chew,
 Tommy's senses help him to think
 Decide and learn to do.



Writing

Complete the following sentences about yourself.

Do it yourself.



Animals in the Zoo

Comprehension

A. Tick (3) the correct answers.

1. (a) 2. (c) 3. (b) 4. (b) 5. (b)

B. Complete the answers of the following questions.

- The long nose of an elephant is called **trunk**.
- The **lion** is the king of the jungle.
- The monkey likes to eat **banana**.
- The kangaroo goes **bouncing** where it wants.
- The **giraffe** has a very long neck.

- The giraffe eats **leaves** of trees.
- The **tiger** hunts in the jungle.
- The **Crocodile** has a lot of teeth.

C. Match the words in columns A with correct words in column B.

- (c)
- (d)
- (e)
- (b)
- (a)

Think

Think, discuss and then answer the following questions.

- With the help of its trunk.
- Because lion is the strongest animal.
- They are wild and dangerous.

Words in Use

A. Pair the animals and birds in the box with the sounds they make. Write the correct words in the blanks

- ducks** quack
- turkeys** gobble
- lions** roar
- frogs** croak
- hens** cluck
- doves** coo
- sheep** bleat
- elephants** trumpet

B. Match the animal babies with their mothers.

- (e)
- (d)
- (a)
- (c)
- (b)

Pronunciation

Listen to these words. Say if they begin or end with the t, l or b sound. Write the words in the right column.



	begin with	ends with
t	tap	cat
l	lap	hall
b	bun	rub

Understanding Grammar

A. Match the describing words in column A with their opposites in column B.

- (d)
- (e)
- (a)
- (b)
- (c)

B. Look at each picture and circle the right word in colour.

- The parrot is ³on / in the branch.
- The eggs are ³in / on the nest.
- The elephant is ³in / on the water.
- The cat is ³in / on the basket.
- The butterfly sits ³in / on the flower.

Listening

Listen to this poem and fill in the blanks.

The boy began to **run**.

He went to buy a **bun**
The **bun** he **got** was **hot**.
He enjoyed it a **lot**.

Writing

Complete these sentences with words from the box.

1. Nasima is a **tailor**.
2. Ashoka was a **king**.
3. Mrs Sen is a **nurse**.
4. The ostrich is a **bird**.
5. Mrs Raj is a **teacher**.



4 What Color is It?

Comprehension

A. Tick (3) the correct answers.

1. (b)
2. (c)
3. (b)
4. (a)

B. Fill in each blank with correct word choosing from the brackets.

1. Seema
2. Raj's
3. toast
4. brown
5. butter

C. Answer the following questions.

1. Six colours have been mentioned in this lesson.
2. Three eatable items have been mentioned in the lesson?
3. Four. They are Seema, Raj, Hema and Dev.
4. Because he burnt it.
5. Violet, indigo, blue, green, yellow, orange and red.

Think

Think, discuss and then answer the following questions.

1. He could not see with covered eyes.
2. Car was not there.
3. Name two other things which are :
 - Black : coal, **clouds**, **crow**
 - Red : jam, **rose**, **apple**
 - Yellow : butter, **banana**, **sunflower**
 - Green : leaves, **grass**, **parrot**
 - Blue : sky, **sea**, **kingfisher**

Words in Use

A. Match the colours in columns A with object in column B.

1. (d)
2. (e)
3. (a)
4. (b)
5. (c)

B. Join and complete these phrases.

1. shirt 2. lemon 3. apple 4. lamp 5. crow

Understanding Grammar

A. Write the names of :

1. these fruits



banana



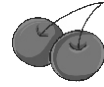
apple



grapes



mango



plums

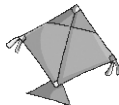
2. these toys



ball



teddy bear



kite



top



doll

B. Do it yourself.

Listening

1. t 2. d 3. p

Speaking

A. Ask and answer these questions with the help of given pictures.

Raj : What's **the colour** of an apple?

Amit : It's **red**.

Raj : **Is this** an orange or a guava?

Amit : **It is a guava**.

Asha : What's **the colour** of **this** toy?

Usha : It's **brown**.

Asha : **Is it a dog or a cat**?

Usha : **It's a dog**.

Ali : What's **the colour** of **its collar**?

Anil : It's **blue**.

Ali : **Is this a crow or a sparrow**?

Anil : **It's a sparrow**.

B. Do it yourself.

Writing

1. **I am a pet** animal. I love milk. I purr. Who am I? (a cat)
2. **I am a pet** bird. I am green. **My** beak is red. Who am I? (a parrot)
3. **I am a** an animal. I am **brown** black. This **is my bushy** tail. Who am I? (a bog)

4. I am a desert animal. I am brown. This is my face. Who am I? (a camel)



Months of the Year

Comprehension

A. Tick (3) the correct answers.

1. (b) 2. (a) 3. (c) 4. (a) 5. (c)

B. Fill in each blank with correct word choosing from the brackets.

1. contest 2. January 3. sweating 4. raining 5. September

C. Answer the following questions.

1. There were twelve months in the contest.
2. The trees and birds were judging the contest.
3. Rain, thunder and lightning happened in June.
4. People huddled under their umbrellas when it rained so hard.
5. The judges looked at each other.

Think

Think, discuss and then answer the following questions.

1. August comes just before September.
2. March is neither too cold nor too hot.
3. Do it yourself.

Words in Use

Write opposites of the words given below by choosing words from the box.

dry	wet	hot	cold	new	old
good	bad	start	end	close	open

Pronunciation

See the pattern and say the words aloud. Then add one more word in each column.



smile



snore



spark



storm

Understanding Grammar

A. Fill in the blanks with is, am or are.


1. is 2. is 3. are 4. is 5. am 6. are

B. Fill in the blanks with has or have.

1. has 2. has 3. have 4. have 5. has 6. have




Listening

Look at the pictures carefully. Then listen to your teacher read out a passage on seasons. As you listen, number the pictures in correct order.



Writing

Different kinds of weather have different symbols to describe them. Match the symbols to the weather word. Then draw the symbols in your notebooks and write their names.




snow

rain

cloudy

lightning

sunny





If I Were a King

Comprehension

A. Tick (3) the correct answers.

1. (b) 2. (b) 3. (a) 4. (c) 5. (c)

B. Fill in each blank with correct word choosing from the brackets.

1. king 2. Spain 3. aunts 4. elephant 5. soldiers

C. Answer the following questions.

1. If he were the king of Spain.
2. He would not brush his hair for aunts.
3. If he were the king of Norway.
4. He would think of lovely things to do.
5. He would tell the soldiers, 'I am the king!'

Think

Think, discuss and then answer the following questions.

1. To show off.
2. Yes, it is possible. Everything is possible in imagination.
3. No, but a child has to tell this for he has to explain what he is.

Words in Use

A. Find the missing letters and write them in the boxes.

1. Soldier 2. Boy 3. King

B. Fill in the blanks with correct words from the box.

1. ruler 2. French 3. kingdom 4. Soldiers 5. wild

Appreciating the Poem

Now match the rhyming words given in the two columns.

1. (d) 2. (e) 3. (a) 4. (b) 5. (c)

Understanding Grammar

A. Go through the poem once again and find out the Proper nouns.

1. Spain 2. France 3. Norway 4. Timbuctoo

B. Pick out proper nouns from each line and write them in the given space.

- | | | | | |
|------------------|---------------|------------------|------------|------------------|
| 1. man | boy | <u>Ramesh</u> | girl | Ramesh |
| 2. <u>Mumbai</u> | city | village | park | Mumbai |
| 3. clouds | stars | rain | <u>Sun</u> | Sun |
| 4. building | house | <u>Taj Mahal</u> | temple | Taj Mahal |
| 5. day | <u>Sunday</u> | night | today | Sunday |

Activity

Do it yourself.



Sunny and his Marbles

Comprehension

A. Tick (3) the correct answers.

- (a)
- (b)
- (c)
- (b)
- (c)

B. Fill in each blank with correct word choosing from the brackets.

- cartons
- marbles
- colour
- glassy
- head

C. Answer the following questions.

- Sunny wants to have a thousand marbles.
- Sunny's Dadaji gave him his oldest marble.
- Dadaji won the match against his elder brother.
- Orange was the colour of spots in the 'Red butterfly marble'.
- 'Golden elephant with jalebi trunk' was the name Simmi gave to Sunny's biggest marble.

Think

Think, discuss and then answer the following questions.

- He is fond of collecting marbles.
- Answer it yourself.
- A hobby makes us happy and relaxed.

Words in Use

A. Look at the pictures to complete the words.

- hut
- tray
- pay
- train
- rain
- brain

B. Find and circle any five long e sound words in the grid.

N	B	F	R	W	R	E	A	D	G
X	T	E	M	V	L	K	T	Z	X
H	S	E	L	P	C	V	D	G	R
R	C	L	V	M	R	D	X	N	B
Q	D	Z	D	S	E	A	X	S	E
W	S	R	J	K	G	H	F	D	A
B	E	E	X	L	T	Z	Y	R	K
V	D	G	R	N	R	Y	X	V	Q

Pronunciation

Fill in the blanks by choosing the correct word.

- tree
- pretty
- prays
- train
- prize

Understanding Grammar

A. Add -s or -es to change these naming words from one to many.

1. dishes
2. cups
3. matchboxes
4. jars
5. classes
6. watches
7. eggs
8. gases
9. beaches
10. bushes

B. Classify these naming words under the correct headings.

Male	prince	king	lion	bull	tiger
Female	wife	daughter	aunt	hen	peahen

C. Look at these pictures carefully. Circle the correct gender word.

1. Sunny's brother / sister is wearing blue shorts.
2. Parul's grandfather / grandmother likes to watch television.
3. Uncle Rana is Aunt Rita's husband / wife.
4. Mr. Mehra's son / daughter is playing football.
5. The prince / princess is wearing a beautiful gown.
6. My father / mother is a doctor

Listening

1. Uncle, aunt
2. village form
3. flowers
4. cake
5. aunt

Speaking

Pairing and Asking

Do it yourself.

Writing

Look at these pictures carefully. Complete the story by filling in the blanks.

I visited an Old Age **home** with my **parents**. I met the old people and they reminded me of my **grandparents**. I gave a **flower** to each one of them. I gifted them a **gift**. I also sang a **song**. They liked the song and gave me **chocolates**. We held our **hands** together and danced in the **garden**. We also had **lunch** together. It was fun!



Two Foolish Frogs

Comprehension

A. Tick (3) the correct answers.

1. (c)
2. (c)
3. (b)
4. (c)
5. (b)

B. Fill in each blank with correct word choosing from the brackets.

1. small
2. hot
3. tired
4. frogs
5. ahead

C. Answer the following questions.

1. Croaky and Froggy lived in a small village.

2. They wanted to see a big city.
3. Froggy climbed on croaky's back.
4. No, they did not see the city.
5. They told the other frogs that they had seen the city which looked just like their village.

Think

Think, discuss and then answer the following questions.

1. No, because they had never gone there.
2. Because they saw their own village and thought it to be the city.
3. No, he did not.

Words in Use

The words given in the box represent sounds of different animals. Fill them in the correct sentences given below.

1. roar 2. shout 3. scream 4. whisper 5. recite 6. sing

Understanding Grammar

A. Rewrite the sentences given below putting 'and' wherever needed.

1. We saw lions and tigers in the zoo.
2. Ali and Musa were friends.
3. I like apples and mangoes. I don't like bananas and grapes.
4. Mother took John and Roshni to their school.
5. I have four cars and five trains.

Listening

Your teacher will read out a poem. Listen to him/her carefully. Write the words that show colour and size in the columns below.

	Words that show colour	Words that show size
1.	blue	big
2.	white	
3.	red, pink	
4.		small, tiny

Speaking

Work in pairs. Say these dialogues aloud.

Do it yourself.

Writing

Now complete this paragraph about a teacher.

A teacher teaches **students**. She works in a **school**. My teacher wears a **sari**. She teaches me to **be a good person**.