



The Mountain and the Squirrel

Comprehension

A. Tick (3) the correct answers.

1. (a) 2. (a) 3. (c) 4. (b) 5. (b)

B. Fill in each blank with correct word choosing from the brackets.

1. quarrel 2. squirrel 3. sphere 4. small 5. a nut

C. Write True or False against each statement.

1. True 2. False 3. True 4. False 5. True

Think

Think, discuss and then answer the following questions.

- The mountain behaves proudly. He is proud of his big size.
- All things.
- The squirrel behaves politely. He is polite. 'I am not so large as you.'

Appreciating the Poem

Now, write the rhyming words for the following.

1. leather 2. wear 3. place 4. crack 5. bake
6. foot 2. wings 3. hell

Words in Use

Replace each highlighted word with proper word from the brackets and rewrite the sentences.

- She did the job **intelligently**.
- The **young** man carried a stick in his hand.
- The boy has a **money** in his pocket.
- The manager did not approve **her** leave.
- The friend **rejected** his gift.

Understanding Grammar

A. Write the plural form of these nouns.

1. ships 2. nurses 3. books 4. trees 5. parks
6. arms 7. boxes 8. dresses 9. brushes 10. matches
11. tomatoes 12. bees

B. Write the plural form of these nouns.

1. thieves 2. shelves 3. leaves 4. babies 5. cherries
6. butterflies 7. loaves 8. wolves

C. Complete these sentences with the plural form of the nouns in brackets.

1. friends
2. glasses
3. stories
4. parties
5. carrots, onions
6. hyenas
7. butterflies
8. brushes
9. loaves
10. toys



The Story of Butterfly

Comprehension

A. Tick (3) the correct answers.

1. (b)
2. (a)
3. (b)
4. (c)
5. (b)

B. Write True or False against each statement.

1. False
2. True
3. False
4. True
5. True
6. False

C. Answer the following questions.

1. Its home was made out of a box and some wire.
2. The caterpillar ate leaves every day and it grew bigger.
3. When the caterpillar wriggled out of its skin for the last time, there was a green shell under its old skin.
4. Some days later, the little girl peeped into the cage, and she was surprised to see a beautiful butterfly.
5. The little girl put the butterfly in a box, went outside and opened the box. The butterfly flew away.

Think

Think, discuss and then answer the following questions.

1. The girl put the caterpillar's home (cage) near the window for air and sunlight.
2. When the girl saw that the caterpillar was changed into a butterfly, she was surprised and she ran to her parents to tell them this news.
3. We should not keep them into cages because they feel unhappy and afraid in the cage.

Words in Use

Now match each animal to its house.

1. (d)
2. (e)
3. (a)
4. (c)
5. (b)

Pronunciation

Read these pairs of words. Notice how addition of e changes the sound and meaning.

Do it yourself.

Now add **e** to the following words and read them aloud.

1. rate 2. fate 3. made 4. bite 5. kite 6. hide

Understanding Grammar

Join the words in brackets using 'and'. Write the new sentences on the given lines.

1. The worm was small and brown.
2. She likes cricket and football.
3. The bird was big and blue.
4. He has two pencils and a pen.
5. They eat vegetables and meat.

Listening

Your teacher will read out a paragraph. Listen to him / her carefully and fill in the blanks.

A spider has **light** legs. It has two small, sharp **stings**. It can make different types of **webs**. A **web** is very strong. It uses a **web** to catch **flies**. All spiders can spin a **web**. Their parents don't have to teach them how to **spin** webs.

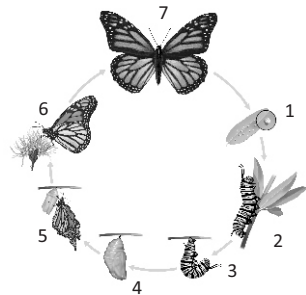
Speaking

Do it yourself.

Writing

Look at this picture. It shows how a caterpillar grows into a butterfly. Number the sentences in the right order.

1. The caterpillar also changes its skin four or five times. 7
2. It hides in this shell for many days. 6
3. After five or six days, the eggs hatch and a small worm comes out. 2
4. Then, it makes a ball of thread, and hangs from it inside a thick, hard shell. 5
5. The caterpillar eats leaves and grows bigger and bigger every day. 4
6. After fifteen days, a beautiful butterfly comes out of the shell. 8
7. This is called a caterpillar. 3
8. A butterfly begins its life as a tiny egg on the leaf of a plant. 1





CHAPTER 3 The Lost Chicken

Comprehension

A. Tick (3) the correct answers.

1. (c) 2. (c) 3. (b) 4. (b) 5. (a)

B. Fill in each blank with correct word choosing from the brackets.

1. garden 2. obedient 3. Smiley 4. mother 5. scared

C. Answer the following questions.

1. Their names are sweety, Spotty and Smiley.
2. Smiley is not obedient. He wants to go and see the outside world.
3. When it becomes dark, Smiley feels tired, scared and hungry.
4. Smiley meets a horse, a rat and a man in the outside world.
5. Smiley wants to go back home because he is tired, scared and hungry.

Think

Think, discuss and then answer the following questions.

1. Mother hen says so because the chickens are very small, and they could be lost if they went outside alone.
2. Smiley is not an obedient chicken. He is also very curious to know about the outside world. SO he walks out of the house.
3. The horse advises Smiley not to walk on the street because he could be hurt or killed by traffic.

Words in Use

A. Make new sentences by using words from the box in place of the words in red.

1. The tiger is sleeping in his cage.
2. The children are eating mangoes.
3. Rohan is sitting on a camel.
4. Amita is reading a book.
5. Rima is making coffee.
6. Arif is climbing the stairs.

B. Now change these words to more than one.

1. tables 2. babies 3. dishes 4. buses 5. cups 6. classes

Pronunciation

A. Read these words aloud.

Do it yourself.

B. Complete these words by writing ck or sw on the blanks.

1. swallow 2. back 3. socks 4. sweep 5. lock 6. sweat

Understanding Grammar

Use and to join these pairs of sentences.

1. The kites are light and bright.
2. Smiley is small and white.
3. Mother hen is big and fluffy.
4. The streets are crowded and dirty.
5. The air is fresh and there is so much to see.

Listening

Your teacher will read out some sentences. Listen to him/her carefully and write the rhyming words in each sentence.

- | | | | | | |
|---------|------|---------|------|---------|------|
| 1. face | lace | 2. dark | park | 3. try | dry |
| 4. Look | book | 5. box | fox | 6. lamp | damp |

Speaking

Do it yourself.

Writing

Do it yourself.



Grandma's Party

Comprehension

A. Tick (3) the correct answers.

1. (a) 2. (c) 3. (b) 4. (c) 5. (c)

B. Fill in each blank with correct word choosing from the brackets.

1. Alka's 2. sweet and cold 3. Manish 4. cookies
5. lemonade

C. Answer the following questions.

1. Because she is feeling thirsty.
2. Because Manish says that he wants the whole jug of lemonade.
3. They are out for some urgent work.
4. Cutting lemons squeezing lemons bringing cookies
5. Children say this because they are happy to enjoy the lemonade party arranged by grandma. They also say this when grandma announces to have another party the next day.

Think

Think, discuss and then answer the following questions.

Do it yourself.

Words in Use

A. Write the he names for the given she names.

- | She | He |
|-------------|-------------|
| 1. tigress | (a) tiger |
| 2. princess | (b) prince |
| 3. queen | (c) king |
| 4. peahen | (d) peacock |
| 5. lioness | (e) lion |

B. Match the opposites.

1. (c) 2. (a) 3. (d) 4. (b)

Pronunciation

Read these words aloud.

Do it yourself.

Understanding Grammar

A. Write a or an in the blank spaces :

1. a book 2. an engine 3. a supermarket 4. a student
5. an egg 6. an ink-pot 7. a chair 8. a toy

B. Tick (3) the right word in each sentence.

1. This is not a/an³ ant. 2. I have a/an³ long pencil.
3. Is this a/an³ empty bottle? 4. Do you have a/an³ bicycle?
5. Smriti is a/an³ naughty girl. 6. A/An³ owl can see at night.
7. We study in a/an³ good school.
8. Santhosh has a/an³ banana every day.

Listening

Your teacher will read out a story. Listen to him/her carefully and answer the following questions.

1. A loaf of bread.
2. Because both of them want to take it.
3. A monkey.
4. The monkey eats the whole loaf of bread.
5. Nothing.

Speaking

Do it yourself.

Writing

Grandma **is** in **the** kitchen. She is **pouring** water in a jug.

She **is putting** some sugar **into the** jug.

Grandma **is** stirring **the sugar** and **water** with a big spoon.

Now she **is** taking out ice cubes from the **fridge**.

She **is putting** the ice cubes **into the** jug. The water **is** now sweet and **cold**.

Now Grandma **is** waiting for **Manish** to bring **Lemons**.



The Little Bird

Comprehension

A. Tick (3) the correct answers.

1. (b) 2. (a) 3. (b) 4. (c) 5. (b)

B. Write True or False against each statement.

1. True 2. False 3. False 4. True 5. True

C. Answer the following questions.

1. The little eagle wished to fly.
2. Other birds would laugh if he falls down.
3. The sun encouraged the little bird to fly.
4. The bird practised hard and flew without minding to fall.
5. In the end, the eagle flew highest of all.

Think

Think, discuss and then answer the following questions.


1. Small birds and children both are afraid of flying and walking for the first time. It is so because they are small, weak and unexperienced.
2. We should regularly practise hard to accomplish our desires. The harder we practise, the greater are our chances to succeed.
3. The sun encouraged the bird to keep on trying. We learn from this story that practice make one perfect.


Words in Use


A. Fill in the blanks using the correct words given in the brackets :


1. She loves to stand by the **sea**.
2. She does not **know** him.
3. We are going to **buy** some grocery items.
4. Did you **write** the essay?
5. Come **here**.
6. The **sum** of two and three is five.


B. Look at the picture clues and complete the crossword given below :


1.  (↓)


2.  (→)


3.  (→)


4.  (↓)

5.  (→)

6.  (→)

7.  (↓)

5.  (→)

3.  (→)

1 P
A
2 T U R K E Y
R
4 S P A R R O W
E
3 P I G E O N
G
6 V U L T U R E
I
N
7 A
G
L
E

Appreciating the Poem

Find the rhyming words for the given words from the poem :

- | | | | |
|---------|-------|---------|-------|
| 1. fly | my | 4. moon | soon |
| 2. fall | all | 5. bone | shone |
| 3. face | grace | 6. hop | flop |

Understanding Grammar

A. Look at the picture and tick (3) the correct preposition to complete the paragraph.

Anand is standing over / ³ under an umbrella. What is he doing? He is pouring tea in / ³ on the cups. There are more cups in / ³ on the table. Can you see a cat sitting above / ³ under the table? There is a bus on / ³ above the road. People are sitting over / ³ in the bus. Can you see a dog above / ³ behind the tree?



Elephants

Comprehension

A. Tick (3) the correct answers.

1. (a) 2. (b) 3. (c) 4. (b) 5. (a)

B. Write True or False against each statement.

1. True 2. False 3. False 4. True 5. True

C. Answer the following questions.

1. An elephant eats grass, shrubs, twigs, leaves and bark of trees.
2. The elephant uses its trunk to pick up its food.
3. The elephant holds its trunk high in the air to catch smell.
4. An elephant body weighs more than an adult human.
5. Elephants live in Asia and Africa.

Think

Think, discuss and then answer the following questions.


1. The most favorite food of an elephant is sugarcane and banana.
2. The biggest animal that lives in water is blue whale.
3. The elephant's trunk is very strong. It can rip a branch of a tree. Elephants can also carry heavy loads (as logs of wood) with the help of their trunks.

Words in Use

A. Fill in the blanks with a word that has a similar meaning as the word in colour. Choose from the box.

1. Is your dog very **small**? Yes, she is **tiny**.
2. Doesn't our room look **clean**? We always keep it **tidy**.
3. Isn't this sum **easy** to do? Yes, it is **simple**. The other one was hard.

B. Find eight words related to trees in the puzzle and write them below.



- | | |
|----------|--------|
| Flowers | Fruits |
| Branches | Roots |
| Leaves | Trunk |
| Seeds | Bark |

Understanding Grammar

Complete these sentences by adding 's to the words in colour.

1. The **girl's** book is new.
2. The old **man's** hair is white.
3. The **king's** palace is beautiful.
4. The **lion's** teeth are sharp.
5. **Ali's** bag is red.

Listening

Your teacher will read out some sentences about elephants. Listen to him/her carefully and answer the following questions.

1. Grasses, shrubs, bark of trees.
2. Their trunks
3. Grasslands and forests
4. Very big
5. More than an adult human
6. Uses its trunk to eat

Speaking

Work in pairs. Look at the pictures. Use correct -ing words to say complete sentences.

1.



The egg is **hatching**.




The chick is **coming out**.



The chick is **walking**.

2.



Children are **taking part** in a race.



The teacher is **giving** the signal.



Children are **running**.



Asim is **winning**.

These sentences tell us a story, but the order is mixed up. Write the number of the picture next to each sentence. Then write the sentences in the right order to tell the story.

1. Once upon a time, a mouse woke up a lion. The angry lion wanted to eat the mouse.
2. "Please don't eat me," said the mouse, "Some day, I'll help you."
3. "How can a little mouse help a big lion?" the lion laughed. But he let the mouse go.

- 4 One day, the lion fell into a trap. He could not get out.
- 5 The mouse bit the trap with his teeth. He helped the lion.
- 6 The lion was now free. He was happy!



Two Crows and the Snake

Comprehension

A. Tick (3) the correct answers.

1. (b)
2. (a)
3. (c)
4. (c)
5. (a)

B. Choose correct word from the box and fill in the blanks.

1. banyan
2. mischievous
3. necklace
4. guards
5. hole
6. revenge

C. Answer the following questions.

1. The snakes was very mischievous by nature.
2. The snake had eaten the crow's eggs, so she wanted to take revenge on the snake.
3. She made a lot of noise to attract the attention of the guards and the queen.
4. They flew slowly so that the guards could see where they were going.
5. The queen's guards killed the snake.

Think

Think, discuss and then answer the following questions.

1. When the snake climbed up the tree, the crow couple flew away to save themselves.
2. The female crow had planned that his husband would steal the queen's necklace and drop it in the snake's hole so that the guards of the queen could see the snake's hole and kill it.
3. The guards dug the snake's hole to take out the queen's necklace.

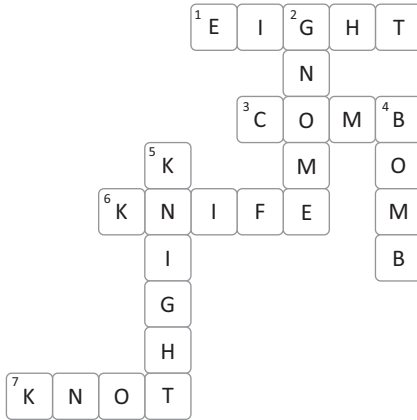
Words in Use

Write the anagrams for the following words :

1.	act	cat	1.	sink	kins
2.	rat	art	2.	seat	east
3.	dear	read	3.	on	no
4.	iced	dice	4.	was	saw

Pronunciation

Use the given clues to complete the crossword. All the answers are words with silent letters.



Understanding Grammar

A. Pick out the subject and write it on the blank line :

1. The air
2. Soloni and Rima
3. The book
4. The dog
5. The bus

B. The sentences below do not have subjects. Fill in the subject and complete the sentences.

1. The Books are on the table.
2. The monkey is eating a banana.
3. The children are on the swing.
4. The rabbit is eating a carrot.

Listening

Do it yourself.

Speaking

A. Work in pairs. Use suitable words for these situations.

1. Oh! Sorry, mom.
2. Really sorry, friend!
3. How sad!

B. Use suitable words for these situations.

1. Hurrah!
2. Wow!
3. Thank you very much!

Writing

A. Fill in the blanks using this / that as suitable.

1. a. This is a ball.
- b. That is a bat.
2. a. This is a pencil.
- b. That is a pen.
3. a. This is a spider.
- b. That is a frog.

A. Fill in the blanks using that / those as suitable.

1. a. **These** are chairs.
- b. **Those** are tables.

2. a. **These** are sweets.
3. a. **These** are carrots.

- b. **Those** are pastries.
b. **Those** are potatoes.



The Beauty Contest

Comprehension

A. Tick (3) the correct answers.

1. (c) 2. (a) 3. (b) 4. (a) 5. (c)

B. Fill in each blank with correct word choosing from the brackets.

1. proud 2. friendly 3. sky 4. Winter 5. Summer's

C. Answer the following questions.

- The sun gave the message. It was about a contest between the three sisters.
- Winter, Summer and Monsoon were the participants in the beauty contest.
- They had to dress themselves in their finest clothes.
- The sun could not see Winter's face due to the fog around her.
- The sun gave Monsoon a sash to wear. It had seven different colours.

Think

Think, discuss and then answer the following questions.

- My favourite season is _____ because _____.
- There would be a chaos.
- It is an arch of seven colours seen in the sky, caused by the refraction and dispersion of the sun's light by water droplets in the atmosphere.

Words in Use

Fill in the table given below with the names of clothing items that you wear in each season. One has been done for you.



Winter
Jackets
Coats
Sweater
Muffler



Summer
Shorts
T-shirts
Trousers
Cotton clothes



Monsoon
Umbrellas
Gum boots
Rain coats
Light clothes

Pronunciation

Listen to the following words and repeat after your teacher. Now add one more word to each group.

o-e

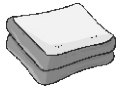


nose



rose, pose

oa



toast




boat, roast

ow



bow



snow, blow

Understanding Grammar

Fill in the blanks is, am, are.

1. is
2. am
3. are
4. am
5. are
6. is

Listening

Your teacher will read out a story. Listen to him / her carefully and write the name of the season under each picture given below.



Spring



Summer



Winter



Monsoon

Speaking

Do it yourself.

Writing

Do it yourself.

CHAPTER 9 The Swing

Comprehension

A. Tick (3) the correct answers.

1. (c)
2. (a)
3. (b)
4. (b)

B. Fill in each blank with correct word choosing from the brackets.

1. Swing
2. blue
3. wall
4. down
5. flying

C. Answer the following questions.

1. The poet is talking in the poem.
2. We feel very happy when we go up in a swing.
3. The child's swing is on a tree branch in a village.

4. He can see rivers, trees and cattle when he goes up in the air.
5. He can see the green gardens and brown roofs of houses when he comes down.

Think

Think, discuss and then answer the following questions.

1. The child enjoys a swing very much. When the swing goes up, the child feels to be very happy. He feels thrilled in the air.
2. When the child goes high up in the swing, his position is high in the air and thus he is able to see far off things like rivers, trees and cattle grazing in the fields.
3. While coming down, his eyes can see the brown roofs of the houses. After this, he again goes up in the air.

Words in Use

Now add correct ending to these letters to make new words.

Letter(s)		Endings (choose one)	New Words
br	+	in 7	brown
d	+	own 3	down
cl	+	at 7	clown
t	+	wn 7	town

Appreciating the Poem

Choose from the poem words that rhyme with the following words.

1. thing
2. do
3. down
4. all
5. side
6. green

Pronunciation

Listen and read out these words aloud. Also add one more letter to each group.

1. bat – bit hat – hit pat – pit **sat – sit**
2. tap – tip rap – rip lap – lip **nap – nip**
3. fan – fin pan – pin tan – tin **ban – bin**
4. pot – pit hot – hit lot – lit **sot – sit**
5. pub – pin tub – tin sub – sin **rug – rig**

Understanding Grammar

Look at the picture. Then choose the right words in the sentences.

1. The clock is in / ³on the wall.
2. The ball is above / ³under the table.
3. The cat is in front of / ³behind the sofa.
4. The carpet is above / ³on the floor.
5. The lamp is ³on / over the table.
6. The flowers are into / ³in the vase.
7. The book is ³beside / under the lamp.

Comprehension

A. Tick (3) the correct answers.

1. (b) 2. (c) 3. (b) 4. (c) 5. (b)

B. Fill in each blank with correct word choosing from the brackets.

1. lion 2. an apple 3. zoo 4. bird 5. banana

C. Answer the following questions.

1. They saw a lion in the zoo and a bird on the tree.
2. There was a bird on the tree.
3. The colour of an apple is red.
4. 'Keep the place clean' is written on the dustbin.
5. I throw the peel in the dustbin after eating a banana.

Think

Think, discuss and then answer the following questions.


1. Tiger, giraffes, monkey
2. 'It can sing'.
3. Public places should always be kept clean and dustbins should be used.

Words in Use

Words for Places



I come here to play.
It is a **park**.



I come here to see animals.
It is a **zoo**.



I come here to buy toys,
chocolates and other things.
It is a **shop**.



I come here to buy stamps.
It is a **post office**.

Pronunciation

Now complete these sentences with suitable words from the above box.

1. What's in the **tub**?
2. What's the colour of the **sun**?
3. This is my **pup**?
4. Come under my **hut**?
5. Would you like to eat the **bun**?

Understanding Grammar

A. Use the words given in the box to write the names of two :

1. boys – **Ravi** **Raja**
2. places – **Delhi** **Mumbai**
3. things – **book** **table**

B. Read these sentences and underline the naming words (nouns)

1. Anand has a kite.
2. The apple is red.
3. Is this a cat or dog?
4. Ravi wants a chocolate.
5. This bag is heavy.

Listening

Your teacher will read out some riddles. Think, guess and write their answers.

1. bird
2. mango
3. nest
4. wheel

Speaking

Do it yourself.

Writing

Do it yourself.