



Mary's Canary

Comprehension

A. Tick (3) the correct answers.

1. (b) 2. (a) 3. (b) 4. (b) 5. (c)

B. Fill in each blank with correct word choosing from the brackets.

1. hung 2. pretty 3. cage 4. bread crumbs

C. Answer the following questions.

- The colour of the bird was bright and yellow.
- The bird had slender legs.
- Mary listened to the sweet song of the canary bird.
- Mary would sit near the cage and listen to the bird's song.
- Mary gave the bird bread crumbs and dainty seeds to eat and decorated its cage beautifully.


Think

Think, discuss and then answer the following questions.

- This poem teaches us to be kind to birds and animals. If we love birds, they feel happy and sing sweet songs to calm our mind.
- No, It is not right to keep a bird or any animal in the cage. It is cruelty to them. Birds and animals are never happy in cages. We think they sing for us but actually they cry to be free in the open air.
- We should return love to our friends in return of love. It means if our friends love use, we also should love them.

Words in Use

A. Fill in the blanks to form the names of birds we often see, using the letter clues:



B. Form new words by rearranging the letters of the words given below. Picture clues are given in a jumbled form. The first one has been done for you:

1. medals 2. brush 3. table 4. purse 5. snail 6. paste

Appreciating the Poem

Find the rhyming words for the given words from the poem :

1. word 2. fellow 3. hung 4. Canary

5. weeds 6. gaily 7. return 8. truly

Understanding Grammar

Circle the correct collective noun in each sentence.

1. The band / choir played my favourite song.
2. Our team / gang won the championship.
3. I bought a bunch / bouquet of grapes.
4. A pride / herd of elephants just passed by.
5. Our cat had a litter / brood of seven beautiful kittens.
6. A group / troop of soldiers marched down the street.
7. A long flight / row of steps led to the terrace.
8. My little brother got lost in the crowd / choir of people.
9. A farmer kept a bunch / gaggle of geese in the barnyard.
10. All night, we could hear the howling of a herd / pack of wolves.



The Lost Camel

Comprehension

A. Tick (3) the correct answers.

1. (b) 2. (a) 3. (c) 4. (b) 5. (c)

B. Fill in each blank with correct word choosing from the brackets.

1. weak 2. right eye 3. stolen 4. footprints 5. too short

C. Answer the following questions.

1. The man was in great trouble because he had lost his camel.
2. The man took the four merchants to the Raja.
3. He learnt this by observing the trees. The leaves of the trees on the left side of the road were eaten but those on the right side were untouched. This shows that the camel couldn't see with his right eye.
4. He told that his front feet were planted firmly on the ground, the hind feet had hardly touched it. Thus he guessed that his hind legs were contracted by pain in the camel's baby.
5. The Raja concluded that the merchants were very wise and honest. He was impressed by their observation skills.

Think

Think, discuss and then answer the following questions.

1. No, the king did not believe the merchants in the beginning. When the

When the Raja was angry and asked the merchants, 'How can that be?' supports that he did not believe them at first.

2. Yes, the man who had lost his camel was really careless. Had he been careful, his camel might not have lost.
3. Do it yourself.

Words in Use

Complete the sentences in each set with the right words.

1. (a) whole (b) hole
2. (a) tail (b) tale
3. (a) knew (b) new
4. (a) would (b) wood
5. (a) right (b) write

Pronunciation

C. Say these words aloud. Then list them in the right columns.

Slow	Frown
flow	Flow
hollow	down
shadow	town
row	brown

Understanding Grammar

A. Tick (3) the correct answers.

1. (b)
2. (a)
3. (a)
4. (c)

B. Now answer these questions.

1. No, I could not swim when I was a baby.
2. Yes, I could go to school yesterday.
3. No, I could not board the aircraft without a boarding pass.

C. Match and make true sentences.

Do it yourself.

D. Using Suitable Form of Words

Use the suitable form of words given in brackets to complete these sentences.

1. My sister **left** for school early. (leave)
I am going to **leave** after some time.
2. My father **cooked** delicious food. (cook)
My mother cannot **cook well**.
3. Nita **came** to my house yesterday. (come)
Can you **come** to my house today?

4. I **went** to the zoo yesterday.(go)
My younger brother wants to **go** today.
5. She **plays** in the park. (play)
Everyone **plays** in the park.

Listening

Your teacher will read out some statements. Listen to him/her carefully and write who said them.

- | | | |
|-------------|--------------------|-------------|
| 1. The man | 2. First marchant | 3. The man |
| 4. The Raja | 5. Fourth merchant | 6. The Raja |

Writing

A. Complete these words by adding **tt, ll, or rr**.

shutter tomorrow follow sorry spelling letter

B. Write these sentences using capital letters wherever necessary.

1. Mr Roy has a new car.
2. Ravi is my friend.
3. Give me some biscuits.

C. Write the story of 'The Lost Camel' in not more than fifteen sentences. You may use the words and phrases given below.

Do it yourself.



Saving Grandma's Tree

Comprehension

A. Tick (3) the correct answers.

1. (c)
2. (b)
3. (b)
4. (c)

B. What do the village women do when they find out that the trees are going to be cut down? Write T for True and F for False.

1. F
2. F
3. T
4. F

C. Answer the following questions.

1. The dusty trucks that slowed down to a stop interrupted Chandri's thoughts.
2. Chandri told her mother about the arrival of the men from the timber company with axes to cut down the trees.
3. Chandri's mother ran out to alert the neighbours.
4. They pick up their drums, and like an army, march into the forest to save their trees.
5. Chandri and villagers cling to the trees to save them from being cut down.

Think

Think, discuss and then answer the following questions.

1. Trees are very important for us because they give us fruits, flowers, resin, wood, timber, gum and many things for making medicines. They stop floods, and most important, they make the air clean which is useful for our health.
2. Trees are the ornaments of the earth. They support life on earth, they stop floods and help in bringing rains. They also stop storms. Hence, we need to save trees from being cut down.
3. If so many trees are cut down in the mountains, landslides occur and mountains become loose and weak. Landslides damage houses and take away people's life. Roads are blocked and people's life becomes difficult.

Words in Use

Fill in the blanks with antonyms of the words in colour.

1. small 2. clean 3. far 4. the end 5. last

Pronunciation

B. Fill in the blanks using the words from the word list above.

1. point 2. coin 3. voice 4. spoilt 5. foil
6. noise 7. avoid 8. Join 9. rejoice 10. soil

Understanding Grammar

A. Fill in the blanks with each or every.



1. Each 2. Every 3. Each 4. each 5. every
6. Each 7. Every 8. Each



B. Match to complete each of the sentences.

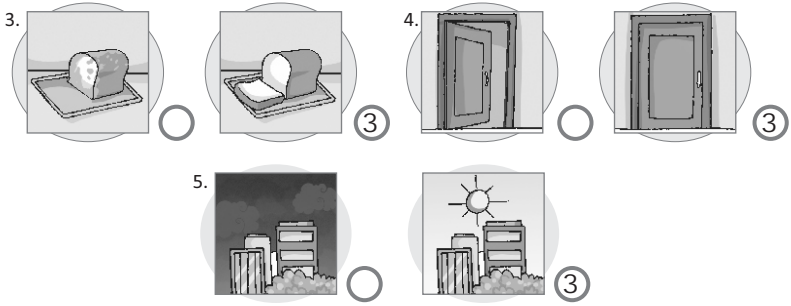
- | | | |
|----------------------------------|---|--|
| 1. They studied hard day. | → | so that we could have it the next day. |
| 2. The campers brought blankets | → | in order to prepare for the speech. |
| 3. Tina and Niel got flashlights | → | in order to keep warm. |
| 4. He read up on this topic | → | so that they could pass the test. |
| 5. We kept the food | → | so they could see in the dark forest. |

Listening

Your teacher will read out some sentences. Listen to him/her carefully, look at the pictures and tick (3) the opposite words for the correct picture.

1.  

2.  



Speaking

Do it yourself.

Writing

Do it yourself.



4

The Fox and the Stork

Comprehension

A. Tick (3) the correct answers.

1. (b) 2. (a) 3. (b) 4. (c) 5. (b)

B. Fill in each blank with correct word choosing from the brackets.

1. deceive 2. feast 3. invitation 4. happily 5. soup

C. Answer the following questions.

- The fox used to speak to other animals sweetly to show himself to be trustworthy.
- The fox apologized to the stork that he could not make anything due to his illness, but that he had prepared some delicious soup.
- The cunning fox offered the soup to the stork in a shallow bowl. The stork could not eat the soup due to his long bill. He just touched it, and could not enjoy it.
- The stork replied that it was good but his stomach was upset so he couldn't take any more soup.
- The stork invited the fox for dinner. He served soup in a narrow jar with a long neck. The fox couldn't enjoy it while the stork was able to drink the soup very easily. Thus, the stork taught him a lesson.

Think

Think, discuss and then answer the following questions.

- The fox acted like a very good friend and cared a lot for the stork because

he wanted to show that he was trustworthy whereas he was actually very cunning and wanted to cheat and have fun with the stork.

2. Although the stork was disappointed to hear about the soup, yet he cared for the fox and was happy with the soup. This shows that the stork was gentle, Kind-hearted and thoughtful.
3. The stork had understood that the fox had cheated him so he decided to teach him a lesson.

Words in Use

A. Match the antonyms in the two columns.

1. (e) 2. (d) 3. (b) 4. (f) 5. (c) 6. (a)

B. Now fill in the blanks with the opposites of the words in colour.

1. wise 2. dishonest 3. found 4. fast 5. Above

Pronunciation

Fill in the blanks with the correct words with the long ay sound.

1. neighbour 2. beige 3. eight 4. weigh 5. sleigh
6. veil 7. vein 8. neigh

Understanding Grammar

Fill in the blanks with much or many.

1. many 2. much 3. many 4. much 5. many 6. much

Listening

Your teacher will read out some words with 's' and 'z' sounds. Listen to him/her carefully and write the words under proper columns.

Words with S sound

1. books 2. forests
3. words 4. nuts

words with Z sound

1. days 2. wolves
3. breeze 4. cows

Speaking

Do it yourself.

Writing

Put the words in the proper order so that they make complete sentences.

1. Butterflies fly from flower ot flower.
2. Not all insects hide.
3. The boy bought a new bicycle.
4. I like sweets very much.
5. Raju plays cricket in the evenings.



Hopping Frog

Comprehension

A. Tick (3) the correct answers.

1. (b) 2. (c) 3. (a) 4. (b)

B. Write True or False against each statement.

1. False 2. True 3. False 4. True 5. False

C. Answer the following questions.

1. The poet means to say that she will not hurt the frog with a stick or a stone.
2. No, but its colour is green and its head looks as if it is wearing a cap.
3. Some people hate frogs so they look at them with scorn.
4. The two body features of frogs revealed in this poem are – green coat and lumpish.
5. The toad is rough and without shape, so people think it looks ugly and they frown at it.

Think

Think, discuss and then answer the following questions.

1. Some people hurt animals because either they seem to be dangerous to them or look them ugly. If people know that all creatures and animals have their own importance in the eco-system, they can be expected to stop from hurting them.
2. No, no one keeps frogs and toads as pets because they are not fit to be tamed. They are even difficult to be taught, so not possible to be tamed.
3. No, humans do not have habitats, rather they live in settlements built by themselves. Habitats are natural hiding places of animals only.

Words in Use

Frogs and toads are similar animals. Match the animals listed in Column A with their relatives in Column B.

1. (g) 2. (h) 3. (d) 4. (e) 5. (f) 6. (c)
7. (b) 8. (i) 9. (a)

Appreciating the Poem

B. Find a rhyming word from the poem to match each word.

seen	alone	too
green	stone	you

Pronunciation

List the following words in the correct vowel group.

/ʌ/	/əʊ/
lock	boat
want	wrote
won't	phone
on	cost
rob	soap

Understanding Grammar

A. Join the following words, phrases and sentences using and.

1. tall and strong
2. Ammachi and Appachen
3. in and out
4. a costly laptop and a new mobile phone
5. bat and ball
6. Cyril's pens and Deepa's books
7. doors and windows
8. a cup of coffee and a slice of cake
9. read and write
10. my sister's cat and my brother's rabbit

B. Join these sentences using and.

1. Anna goes into the shop and buys a toy.
2. I opened my book and began to read.
3. Mary made a paper boat and floated it in the puddle.
4. My father gifted me a bag and my mother, a T-shirt.
5. John and Asra are singing.



How Bear Lost his Tail

Comprehension

A. Tick (3) the correct answers.

1. (c) 2. (b) 3. (a) 4. (c) 5. (c)

B. Fill in each blank with correct word choosing from the brackets.

1. proud 2. hungry 3. quickly 4. foolish 5. asleep

C. Answer the following questions.

1. Bear had a long, furry tale.
2. Bear was always showing off his tail to the other animals, so they thought he was very proud.
3. Bear had powerful paws and sharp claws and an angry bear could be scary. So they were scared of Bear.
4. Fox decided to play a trick on Bear to teach him a lesson.
5. Fox told Bear that she used his tail to catch the fish.
6. When Bear slept with his tail into the water, it grew colder. Soon the hole in the water froze shut and bear's tail was caught tightly in the ice.

Think

Think, discuss and then answer the following questions.

1. (a) It shows that Bear is very proud and showy.
(b) It shows that Fox is very clever and jealous.
2. It is true that Fox succeeded in teaching a lesson to Bear. After his tail had gone, he was ashamed of his short tail and never boasted of it any more.
3. Bear walked back to his den, hanging his head in shame.

Words in Use

A. Match the words in column A with their opposites in column B.

1. (c) 2. (e) 3. (a) 4. (b) 5. (d)

B. Make the opposites of these words by adding un-, dis-, im- or in- as required.

- | | | | |
|----------|----------|----------|-----------|
| disobey | unfair | impolite | displease |
| improper | disorder | unpack | unfold |

Understanding Grammar

A. Here is a little story. Fill in the blanks with a, an, or the.

A little boy lived in **a** small house by **the** sea. Every day, he went in **a** boat to catch fish. One day, he caught **a** big fish. He found it difficult to pull **the** fish in his net to **the** shore. He managed to pull it and he took it home. His mother took **the** fish to **the** market and sold it for hundred rupees. She bought **an** orange, **a** box of biscuits and some sweets for her son. Both of them were very happy.

B. Underline the objects in these sentences.

1. Cows eat grass. 2. Arif caught the ball. 3. Rina cut her finger.
4. We play football. 5. Homi is writing a letter.

C. Match the subject in column A with a suitable predicate in column B to make sentences.

1. (b) 2. (c) 3. (e) 4. (a) 5. (d)

Listening

Your teacher will read out some sentences. Listen to him / her carefully and fill in the blanks with correct words. Remember to use the correct spellings.

1. tale, tail
2. here, hear
3. threw, through,
4. their, there
5. by, buy

Speaking

Work in pairs. Ask and answer these questions suitably.

1. I see a squirrel eating a nut. (you can answer them otherwise)
2. We see the dates, months and the year one the calendar.
3. I like to eat noodles
4. I like purple colour.
5. I live in Delhi.

Writing

Work in groups. Imagine that Bear wanted to say sorry to all the other animals. Say what he would have said. Also say what the other animals would have said in reply. Write out this conversation in the form of a dialogue.

Do it yourself.



Amin and the Eggs

Comprehension

A. Tick (3) the correct answers.

1. (c)
2. (b)
3. (a)
4. (c)
5. (b)

B. Fill in each blank with correct word choosing from the brackets.

1. drought
2. donkey
3. horse
4. 500 silver coins
5. boiled beans

C. Answer the following questions.

1. Amin had lost all his crops in a drought. He decided to look for work in another village, so he left his village.
2. I think he bought hard-boiled eggs to eat in the way of his journey.
3. The merchant asked for 500 silver coins because he thought that Amin was now rich and able to pay whatever amount he asked for.
4. No, he did not plant boiled beans in his garden. He said so to counter the merchant's plea in the court.
5. When the judge asked Amin why he was late, he answered that he was planting boiled beans. The judge asked how could boiled beans grow into anything, Amin said that boiled eggs also could not hatch into chickens.

Thus he won the case in the court.

Think

Think, discuss and then answer the following questions.

1. Yes, Amin was a clever and hard-working man. While working in another village, he earned a lot of money by his hard-work. Similarly, he won the case due to his cleverness as he produced a wise plea to counter the merchant's plea.
2. The merchant was really a dishonest and greedy person. When he knew that Amin had a lot of money, he demanded for his debt the amount of 500 silver coins for just twelve eggs, because he knew Amin would have no difficulty in paying whatever he asked for.
3. The judge exclaimed with surprise as to how boiled beans could grow into anything, when Amin told him that he was late because he was sowing boiled beans.

Words in Use

A. Match the use to the animal. Remember, one animal can be used for more than one purpose and several animals can be used for the same purpose. The worked out examples will help you.

The image shows five animals on the left: a donkey, a horse, a camel, an elephant, and a cow. On the right, there are ten numbered descriptions. Lines connect the animals to the descriptions as follows:

- 1. carries people from place to place (connected to the camel)
- 2. helps to plough the fields (connected to the cow)
- 3. carries logs of wood (connected to the horse)
- 4. carries small loads (connected to the donkey)
- 5. runs races (connected to the horse)
- 6. pulls carts (connected to the horse)
- 7. carries bundles of clothes for washing (connected to the elephant)
- 8. carries a bridegroom (connected to the elephant)
- 9. walks in processions (connected to the elephant)
- 10. pulls carriages with people (connected to the horse)

B. Complete the sentences with the name of an animal from the list below.

1. horse 2. elephant 3. camel 4. bullock 5. donkey

Pronunciation

In each line, circle the word that has a different first sound. Then practice saying these words aloud.

- | | | |
|----------|--------|-----------|
| 1. horse | hour | house |
| 2. card | centre | cake |
| 3. gate | gift | gentle |
| 4. child | chalk | Christmas |
| 5. this | thick | thin |

Understanding Grammar

Here are some sentences. The words are jumbled. Put them in order. Remember, the verb comes first. Don't forget the full stop at the end of the sentence.

- | | |
|--------------------------------------|---|
| 1. talking once stop at | Stop talking at once. |
| 2. the on table pen the put | Put the pen on the table |
| 3. page 21 in to your turn book | Turn to page 21 in your book. |
| 4. books brown with cover your paper | Cover your books with brown paper. |
| 5. a line draw long | Draw a long line. |
| 6. after words repeat me the | Repeat the words after me. |

Listening

Your teacher will read out some sentences. Listen to him/her carefully and then answer the following questions.

1. Tommy's ears help him to hear.
2. Tommy's senses help him to think, decide and learn to do.
3. Tommy has five senses.
4. Tommy's helpers are ears, eyes, hands, tongue and nose.
5. Tommy's hands help him to eat and work.

Speaking

Work in pairs. Tell your partner how to do something.

Do it yourself.

Writing

Use words in place of pictures and write out the story.

A capseller has many colourful caps. He sells many caps during the day. Now he is tired and thirsty. He wants to rest. He puts his bundle down and sits under a tree. Soon he goes off to sleep. Some monkeys live on the tree. They take all the caps. When the capseller gets up, he is angry. Then he thinks of an idea. He takes his cap off and throws it on the ground. The monkeys also do the same. The capseller collects all the caps and goes home.



The Blue Jackal

Comprehension

A. Tick (3) the correct answers.

1. (b) 2. (c) 3. (a) 4. (c) 5. (b)

B. Fill in each blank with correct word choosing from the brackets.

1. look for 2. growl 3. stream 4. recognise 5. howl

C. Answer the following questions.

1. One day, the jackal had an idea to go to the village and steal food from somebody's house.
2. The jackal fell into a tub of blue dye.
3. The animals of the jungle were afraid of the blue jackal because he looked strange to them.
4. The blue jackal stayed away from the other jackals because he did not want them to recognise him.
5. When the animals came to know the truth, they were angry and they chased the jackal out of the jungle.

Think

Think, discuss and then answer the following questions.

1. When the blue jackal saw that other animals were afraid to see him, it gave him an idea to mislead them by saying that he was sent by God to rule over all the animals of the jungle.
2. It is a natural habit (instinct) of jackals to howl to hear other jackals howl. When the blue jackal heard other jackals howl, he could not help howling at the moon.
3. When you try to show yourself other than what you really are, you are likely to be trapped in a fix, because you cannot give up your natural instincts. Early or late, you are sure to disclose your true identify through your natural actions and ideas.

Words in Use

Write the anagrams of the following words.

1.	act	cat
3.	dear	read
5.	sink	kins
7.	mate	team

2.	rat	art
4.	iced	dice
6.	seat	east
8.	tear	rate

Pronunciation

Say these words aloud. Then list them in the right columns.

frog	three	tree
friend	through	treat
freeze	Thread	tram
fry	throw	trick
frame	throne	train

Understanding Grammar

Fill in the blanks with the correct prepositions. Choose words from the brackets.

1. in
2. beside
3. behind
4. on
5. between
6. in front
7. over
8. through

Listening

Your teacher will read out a passage. Listen to him/her carefully and then fill in the blanks of these sentences.

1. mountain
2. Himalayas
3. neck, shoulders
4. reddish brown
5. straight, narrow
6. curved

Speaking

Student A asks questions. Student B answers. Then reverse the roles.

Do it yourself.

Writing

The pictures shown below tell the story of a fox. Read the outline of the story and write a meaningful story in your notebook.

Do it yourself.



A Genie in a Bottle

Comprehension

A. Tick (3) the correct answers.

1. (c)
2. (a)
3. (a)
4. (c)
5. (a)

B. Write True or False against each statement.

1. False
2. True
3. True
4. False
5. True

C. Answer the following questions.

1. Narayan was a poor fisherman.
2. A huge genie came out of the big cloud.

- The genie was as tall as a mountain.
- Narayan Pretended that he could not believe that such a huge genie could come out of such a small bottle. The angry genie tried to prove it and entered the bottle again. Narayan quickly sealed the bottle with its lid.
- Old enemy refers to King Solomon and littleman refers to Narayan, The fisherman.

Think

Think, discuss and then answer the following questions.

- Narayan saw that the bottle was tightly closed with a bright lid. Out of curiosity, he broke the lid of the bottle.
- The genie wanted to kill King Solomon because he had put him in the bottle and closed it up with his seal.
- Yes, Narayan was a clever man. It was his presence of mind that he succeeded in trapping the genie back into the bottle.
- I think, the genie remained entrapped in the bottle for thousands of years and **the bottle** lay into the sea undiscovered.

Words in Use

Now use them to fill in the blanks given below :

- in time
- immediately
- early
- Suddenly
- soon, late
- after a long time

Understanding Grammar

Read these sentences and note the underlined adjectives. Fill in the blanks with their opposites from the box.

- small
- wet
- slow
- thin
- kind
- heavy

Listening

Your teacher will read out some sentences (answers). Listen to him/her and make questions for them.

- Who wrote a letter?
- Where did the monkey sit?
- Who peeped out of the bag?
- Who looked up?
- What was it?
- What should I do?

Speaking

Have a quiz. Make groups of four. One becomes the quiz master. The other three form a team. Ask these questions. The team members can discuss and answer.

Do it yourself.

Writing

Aliens have come to visit you for the weekend. Answer the questions given on the next page.

Do it yourself.



Two Little Clouds

Comprehension

A. Tick (3) the correct answers.

1. (b) 2. (a) 3. (b) 4. (c)

B. Fill in the blanks with correct word choosing from the brackets.

1. flying 2. fast 3. fairy folk 4. pretty 5. fairies

C. Answer the following questions.

1. The two clouds were flying through the sky.
2. The two clouds bumped their heads while flying fast, so they began to cry.
3. The sun said to them never to mind. He promised that he would send his fairy folk to wipe their tears.
4. The sun will send his little fairy folk to dry the falling tears of the clouds.
5. The pretty row of seven colours refers to the rainbow.

Think

Think, discuss and then answer the following questions.

1. (a) Fairy folk represents sunbeams. (b) falling tears represent rain.
(c) pretty row represents rainbow.
2. In the monsoon season, clouds usually go very fast with the blowing wind. So they seem to go fast through the sky.
3. The fairy folk or the sunbeams of the sun wiped or dried the clouds' tears. It means that when the sunshine appears, the drops of rain dry up and the rain stops when the clouds have no water in them.

Words in Use

Find from the poem opposite words for the following.

1. little 2. day 3. went 4. fast 5. never
6. dry 7. pretty 8. out 9. cry

Appreciating the Poem

Find from the poem words that rhyme with the following.

1. cry 2. tears 3. row 4. sky 5. away
6. said 7. dung 8. preen 9. dine

Understanding Grammar

Answer these questions using negative words.

1. I do not know. 2. No, it is not Rita's ruler.
3. I have no idea. 4. No, this eraser is not mine.
5. I do not know.